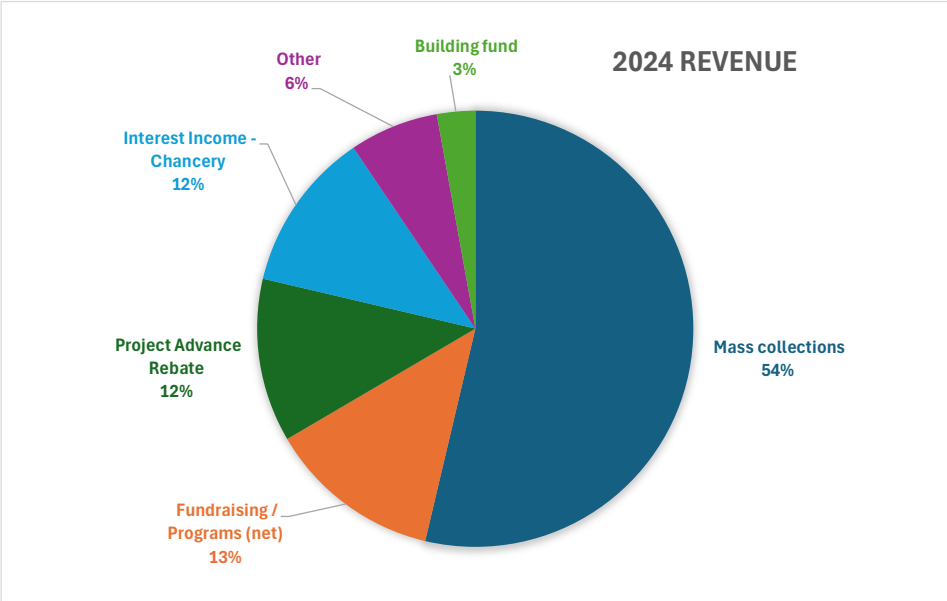
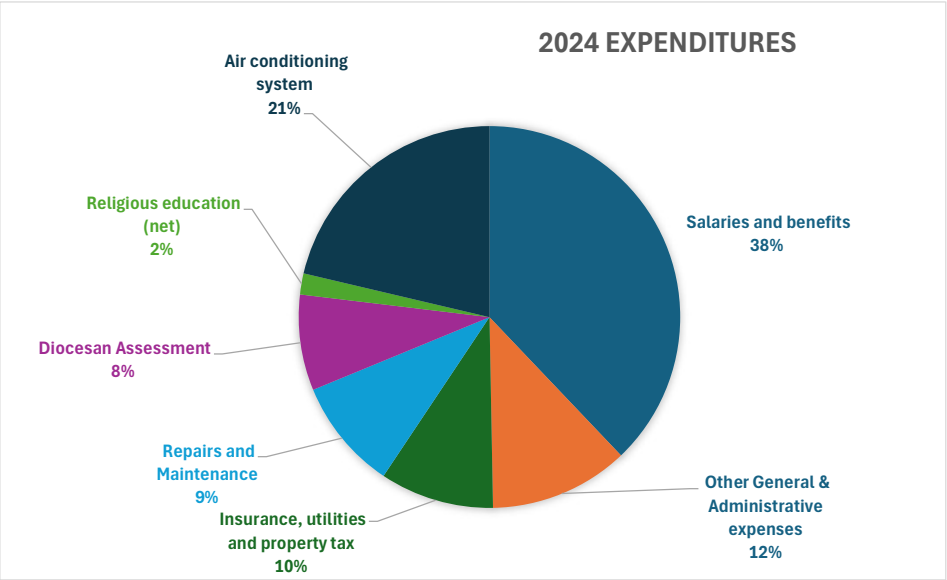


Canadian Martyrs Parish  
2024 Parishioner Report

REVENUE	2024	
	\$	%
Mass collections	712,341	54%
Fundraising / Programs (net)	170,885	13%
Project Advance Rebate	160,813	12%
Interest Income - Chancery	157,623	12%
Other	87,514	7%
Building fund	37,656	3%
	1,326,832	100%



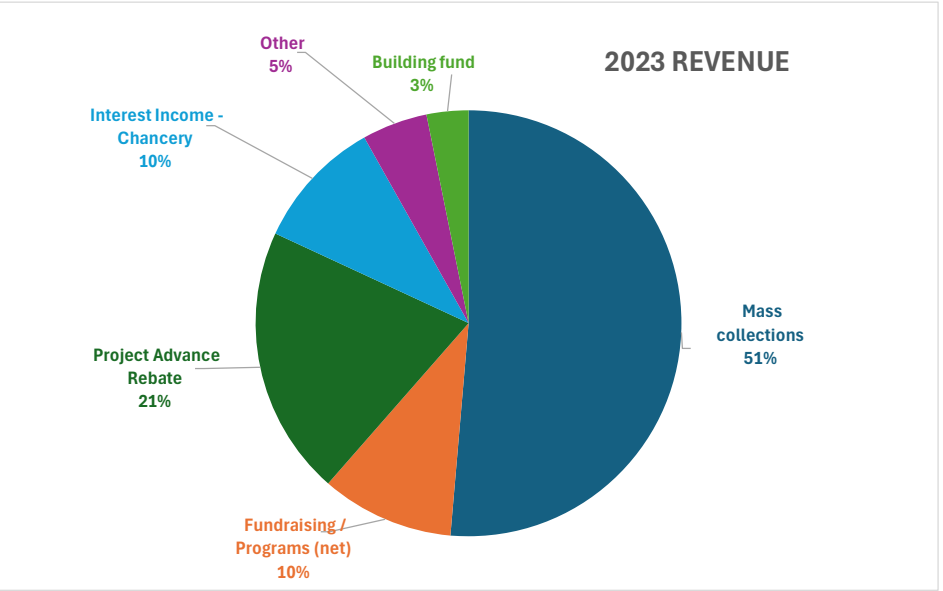
EXPENSES	2024	
	\$	%
Salaries and benefits	412,847	38%
Air conditioning system	232,242	21%
Other G&A expenses	128,577	12%
Insurance, utilities and property tax	105,202	10%
Repairs and Maintenance	102,466	9%
Diocesan Assessment	88,512	8%
Religious education (net)	19,347	2%
	1,089,193	100%



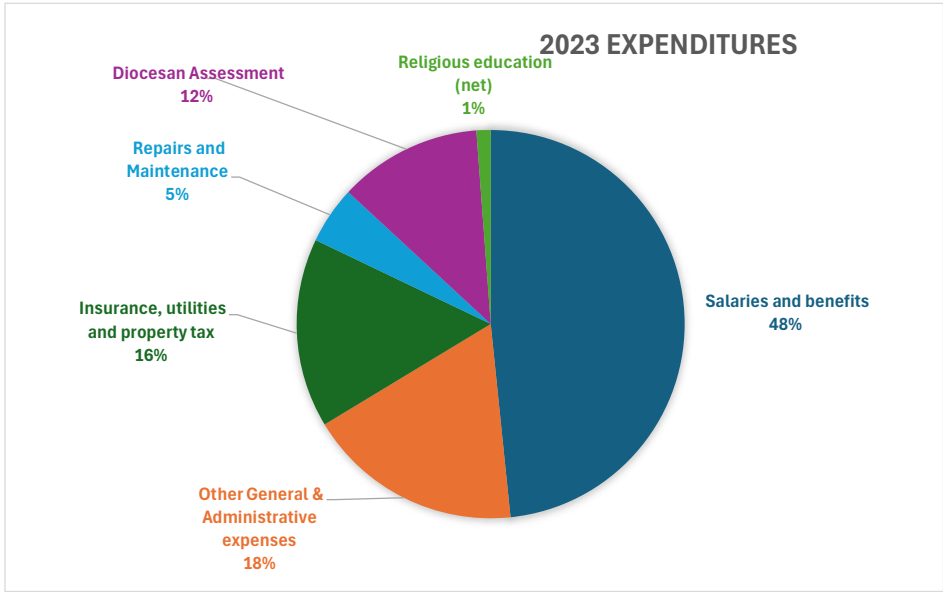
NET INCOME **237,640**

Canadian Martyrs Parish  
2023 Parishioner Report

REVENUE	2023		
	\$		%
Mass collections	560,972		51%
Fundraising / Programs (net)	110,312		10%
Project Advance Rebate	223,526		20%
Interest Income - Chancery	108,627		10%
Other	54,209		5%
Building fund	34,695		3%
	1,092,341		100%



EXPENSES	2023		
	\$		%
Salaries and benefits	329,828		48%
Other G&A expenses	122,679		18%
Insurance, utilities and property tax	107,410		16%
Repairs and Maintenance	32,571		5%
Diocesan Assessment	81,412		12%
Religious education (net)	8,022		1%
	681,922		100%



NET INCOME                      **410,419**